





# Prescription Drug Abuse Task Force

San Marcos Prevention Coalition

August 29, 2013

# What Are We Trying to Prevent?

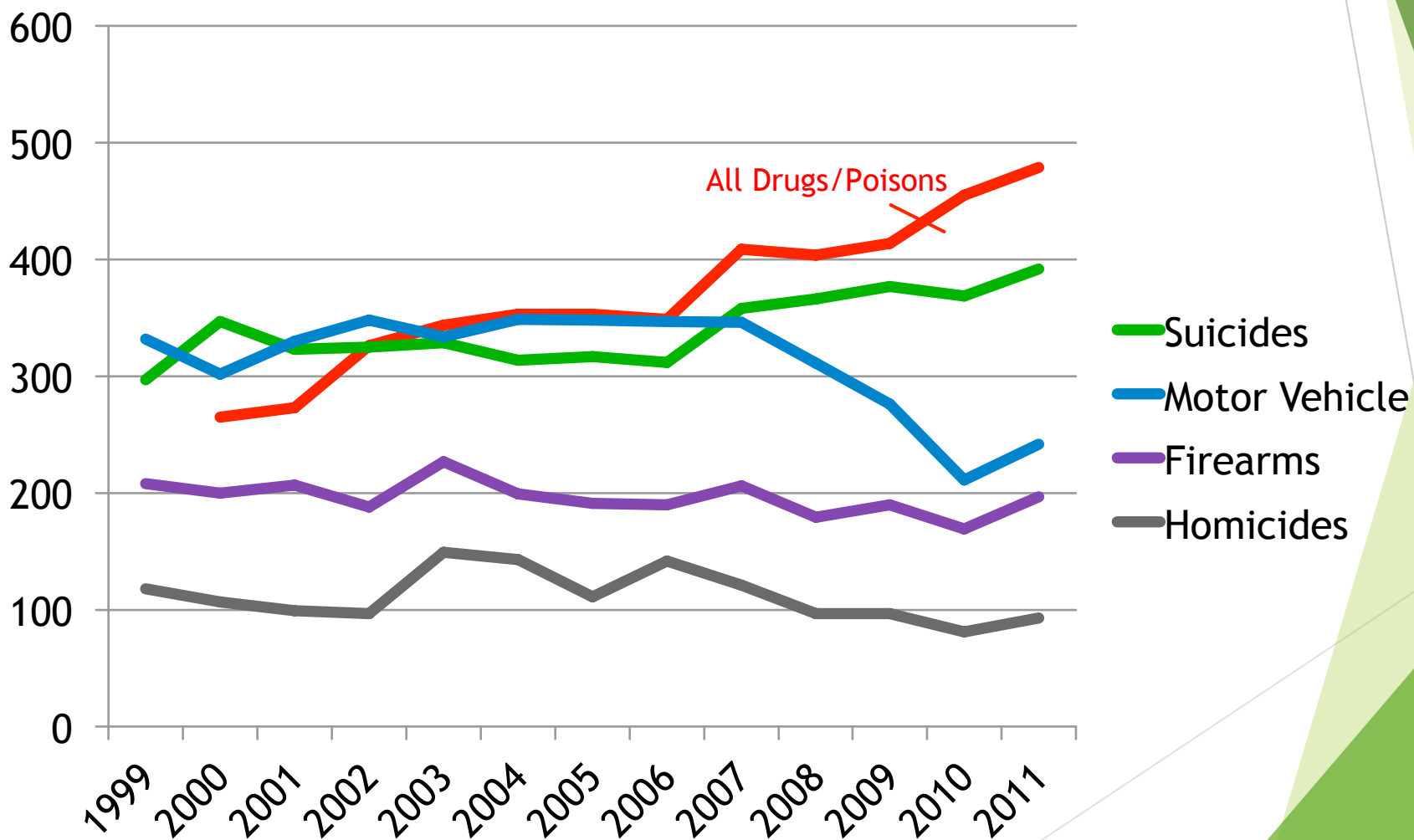
- ▶ Addiction
- ▶ Violence
- ▶ Fatalities
- ▶ Overdose Deaths
- ▶ More



## What Does the Rx Problem Look Like in San Diego County?

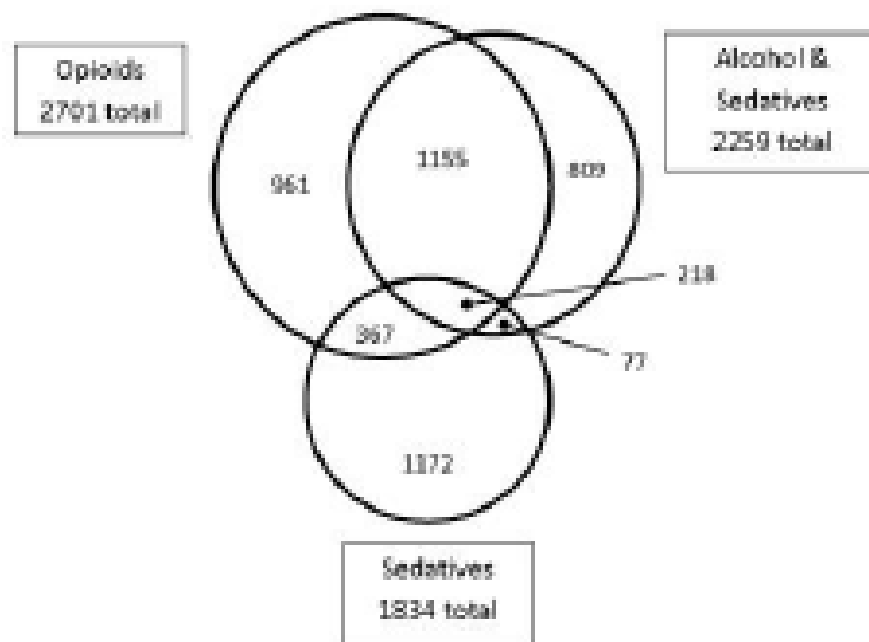
Prescription Drug Abuse 2013 Preliminary Report Card						
	Indicator	2008	2009	2010	2011	2012
1	<b>Unintentional Rx-Related Deaths</b> • Number • Rate per 100,000 residents	220 (8.4) <sup>1</sup>	238 (8.9)	228 (8.5)	267 (9.8)	268 (9.8)
2	<b>Emergency Room Opiate-related Discharges</b> • Number • Rate per 100,000 residents	2040 (64.8)	2231 (70.3)	2931 (91.1)	3,278 (105.2)	Not Available
3	<b>Student Self Report Rx Misuse</b>		19.5%		19.6%	
4	<b>Total Adult Treatment Admissions</b> • Number/Percentage of Prescription Opiates • Number / Percentage of Heroin	594/3.9% 15,04118 5%	538/3.9% 14,258 19.4%	576/4.1% 13,893 21.4%	580/4.2% 13,696 22.0%	670/4.7% 14,383 23.1%
5	<b>Arrestees Self Report of Rx Misuse</b> • Adult • Juvenile	36% 25%	41% 28%	40% 31%	41% 37%	38% 40%
7	<b>Rx Prosecutions</b> • Rx-specific Fraud Charge • Other Charges with Rx-involved	112 713	123 1090	84 1341	125 1288	117 1,311
8	<b>Pharmacy Robberies/Burglaries</b>	9	15	14	26	8
9	<b>Pounds of Safely Disposed Medications</b> Take Back Events Sheriff Dept. Collection Boxes	<i>Disposal activity began in 2010</i>		7,446 3,400	13,008 5,128	16,707 9,902
10	<b>Prescriptions in SD County</b> • Painkillers • Anti-anxiety	39.5 11.4	38.7 10.9	46.6 13.0	48.8 13.4	52.1 13.8

# Drug/Med and Other Types of Deaths, 1999-2011 San Diego County

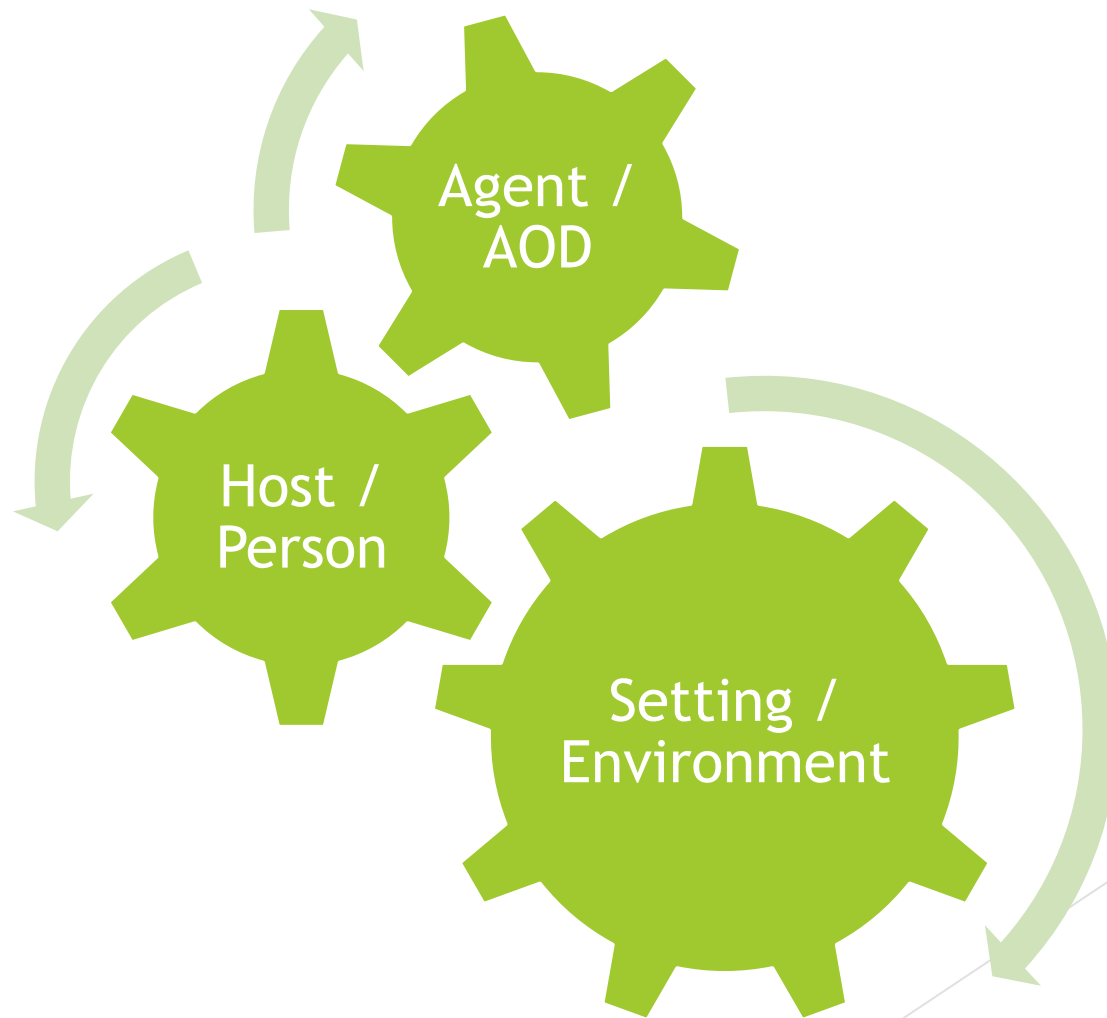


# 's Complicated

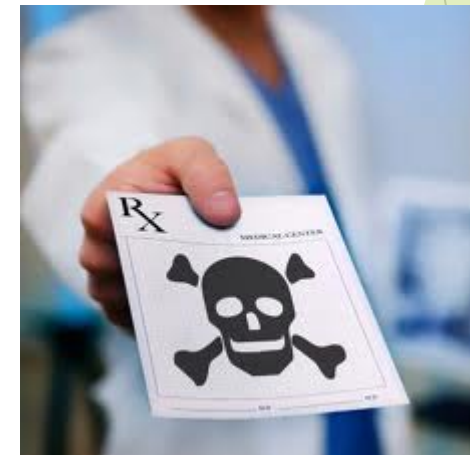

**Figure 2: Interaction between Substances  
In Unintentional Overdose Deaths: 2000-2012**



# Abuse: A Perfect Storm of Interaction



# ots of Contributing Factors





# What To Do?

*Can We Really Throw Everything At It?*

What's Effective?

What Addresses the Contributing Factors?





# DATF Logic

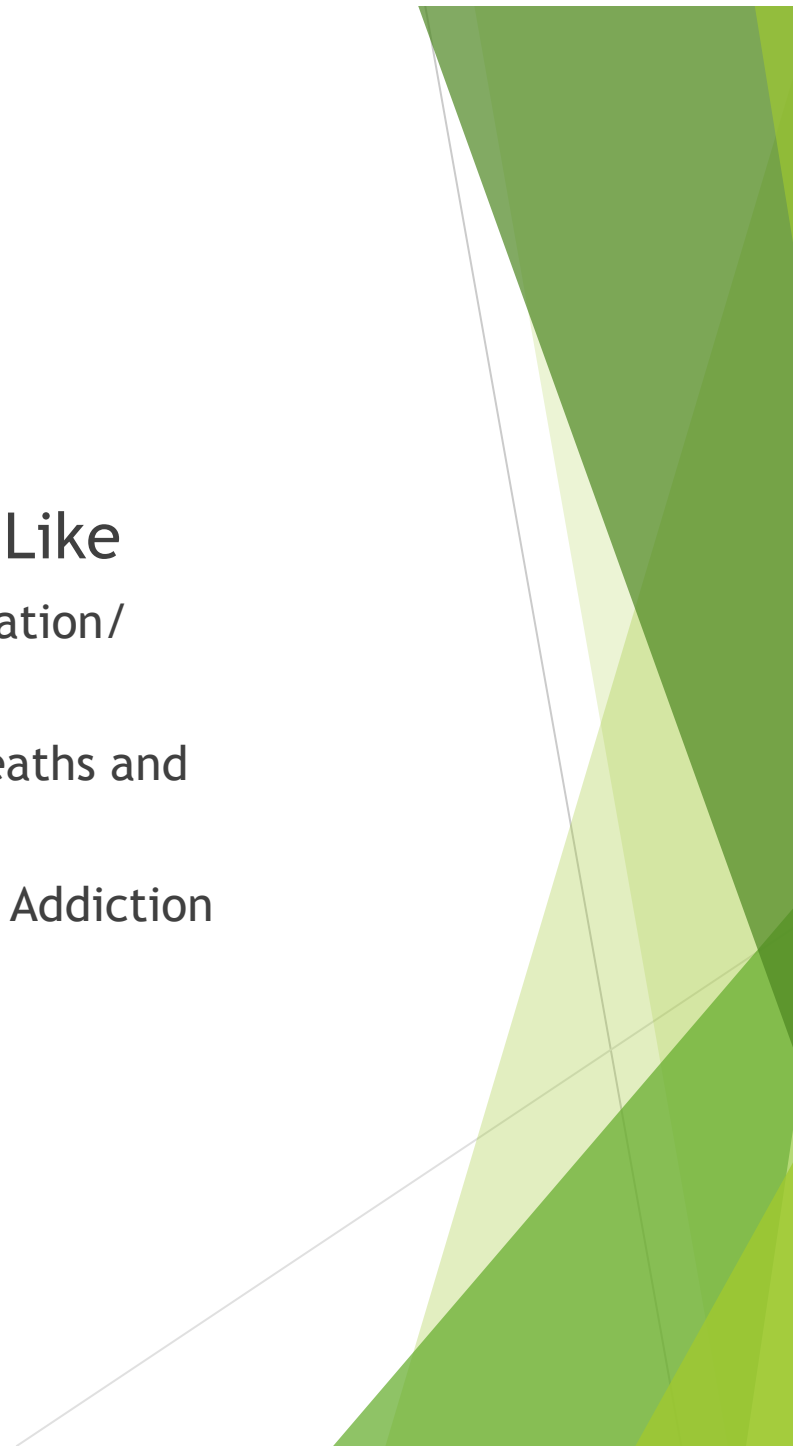
**Reduce Motivation to  
Misuse**

Increase Perception of  
Harm

Engage in Treatment

## Strategies Look Like

- ▶ HOPE & DEA Education/  
Presentations
- ▶ News Media on Deaths and  
Consequences
- ▶ Treatment for Pill Addiction



## Reduce Access

Safe Disposal

Increase Supervision  
and Accountability for  
Rx

Engage Doctors

## Strategies Look Like:

- ▶ Take Back Events
- ▶ Medical Task Force
- ▶ Realtor Bags
- ▶ CURES Advocacy



# Most Work Occurs Outside of Meetings



## Quarterly Meetings

Executive Committee

LinkedIn  
Group  
Site

Liaison with  
Medical Task  
Force

Liaison with  
PDATF Member  
Work

Data  
Workgroup

# Prescription Drug Abuse Medical Task Force

San Diego and Imperial County Endorsements in Place

- ▶ Health Departments, Medical Societies, Hospital Association

<http://sandiegosafeprescribing.org/>

September 13th Media Event to Launch

Emergency Department Distribution

## SAFE PAIN MEDICINE PRESCRIBING IN EMERGENCY DEPARTMENTS

We care about you. We are committed to treating you safely and in the right way.

Pain relief treatment can be complicated. Mistakes or abuse of pain medicine can cause serious health problems and death.

Our emergency department will only provide pain relief options that are safe and correct.

For your SAFETY, we follow these rules when helping you

1. We look for and treat emergencies. We use our best judgment when treating pain. These recommendations follow legal and ethical advice.
2. You should have only ONE provider and ONE pharmacy helping you with pain. We do not usually prescribe pain medication if you already receive pain medicine from another health care provider.
3. If pain prescriptions are needed for pain, we can only give you a small amount.
4. We do not refill stolen prescriptions. We do not refill lost prescriptions. If your prescription is stolen, please contact the police.
5. We do not prescribe long acting pain medicines: OxyContin, MSContin, Dilaudid, Fentanyl (Duragesic), Methadone, Opana ER, Exalgo, and others.
6. We do not provide missing doses of Subutex, Suboxone, or Methadone.
7. We do not usually give shots for flare-ups of chronic pain. Medicines taken by mouth may be offered instead.
8. Health care laws, including HIPAA, allow us to ask for your medical records. These laws allow us to share information with other health providers who are treating you.
9. We may ask you to show a photo ID when you receive a prescription for pain medicines.
10. We use the California Prescription Drug Monitoring Program called CURES. This statewide computer system tracks narcotic and other controlled substance prescriptions.



If you need help with pain or substance abuse or addiction, call 1-888-363-6848 for confidential information. All the emergency departments in San Diego County have agreed to follow these guidelines in this initiative.





Get Involved  
Facebook: SanDiegoRxAbuseTaskForce

*More Another Time:  
Similar Kind of Group But Focus  
on Meth*

County of San Diego  
**METHAMPHETAMINE**

**STRIKE FORCE**

PREVENTION INTERVENTION TREATMENT

[www.no2meth.org](http://www.no2meth.org)